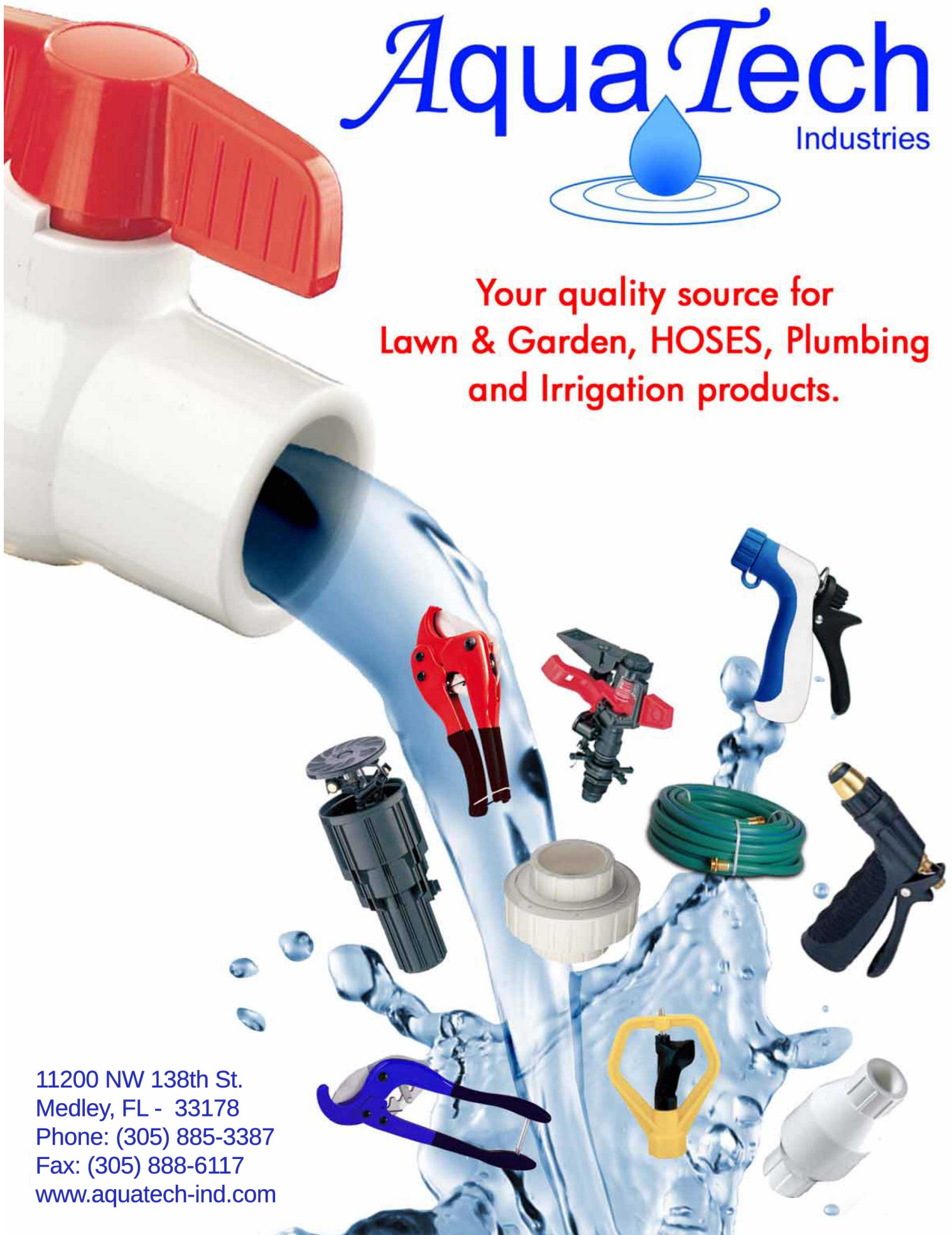


AquaTech Industries



**Your quality source for
Lawn & Garden, HOSES, Plumbing
and Irrigation products.**



11200 NW 138th St.
Medley, FL - 33178
Phone: (305) 885-3387
Fax: (305) 888-6117
www.aquatech-ind.com

Hose Nozzles

1270 - 5" Deluxe Zinc Plated Hose Nozzle

Contour handle provides a comfortable grip.
Threaded front allows accessory attachments.
Clip on back locks nozzle open.
Brass stem and water flow knob.
Nylon handle.
Pack: 12/96 (Carded)



1210 - 4" Deluxe Plastic Hose Nozzle

Contour handle provides a comfortable grip.
Threaded front for attaching accessories.
Clip on back locks nozzle open.
Pack: 24/96 (Carded)



1180 - 4" Solid Brass Twist Nozzle

Heavy-duty solid brass construction
All brass valve stem.
Adjustable from fine spray to
needle stream to heavy rinse.
Pack: 24 (Carded)



1060 - Solid Brass Sweeper Nozzle

Produces a powerful, concentrated jet stream.
Pack: 24/240 (Carded)



1050 - Plastic Sweeper Nozzle with Shut-Off Valve

Pack: 24/240 (Carded)



Hose Nozzles

1426 - 7" Zinc Pistol Nozzle with 7 Spray Patterns and Soft Grip Handle

Durable metal construction. Insulated grip prevents handle from getting hot or cold. Soft dial turret guard allows easy spray adjustment. Self-cleaning turret nozzles.
Pack: 12/48 (Carded)



1425 - Twist Nozzle with Brass Tip and soft Grip Handle

Durable metal construction. Insulated grip prevents handle from getting hot or cold.
Pack: 12/48 (Carded)



1384 - Heavy Duty Insulated Hose Nozzle

Insulated nylon grip prevents handle from getting hot or cold. Threaded front for attaching accessories. Durable zinc plating on a solid metal body. Rated up to 100 PSI and 160° F.
Pack: 12/96 (Carded)



1360 - 6" Plastic Hose Nozzle w/ Four Spray Patterns

Patterns included are:
Full Power, Gentle Shower, Jet Stream, and Flat Spray
Clip on back locks nozzle open.
Pack: 12/48 (Carded)



1450 - Insulated Hose Nozzle

Brass piston mechanism. Insulated molded grip for spraying hot or cold water. Threaded front allows for attachment of accessories. Rubber head guard protects threads. Rated up to 100 PSI & 160°F.
Pack: 12/48 (Carded)



Hose End Sprinklers

3505 - Plastic Impulse Sprinkler on Metal "T" Spike

Full or part circle operation.
Anti-splash arm prevents backslash.
Waters up to 75' in diameter.
Pack: 12/48 (Carded)



3506 - Die Cast Impulse Sprinkler on Metal "T" Spike

Full or part circle operation.
Anti-splash arm prevents backslash.
Waters up to 80' in diameter.
Pack: 12/48 (Carded)



3540 - Deluxe Oscillating Sprinkler

Waters up to 3000 sq. ft.
Tubular metal construction provides a sturdy,
lightweight base. 18 Cleanable spray nozzles
ensure long lasting operation.
Pack: 6



Hose Accessories

3110 - Plastic Hose Shut-Off

Pack: 24/240 (Carded)



2150 - Heavy Duty "T" Spike Base w/ Double Connector & Cap

Zinc plated, die cast construction.

Top: 1/2" female iron pipe thread.

Side: 3/4" female hose thread.

Pack: 50/200 (Bulk)



3150 - Plastic "Y" Connector with Double Shut-Off

Pack: 12/96 (Carded)



3190 - Zinc Plated Cast Metal "Y" Connector with Double Shut-Off

Pack: 12 (Carded)



2500 - Vinyl Hose Washers 12 count sheet

Pack: 25/450 (Bulk)



3191 - Zinc Plated Cast Metal Shut-Off

Pack: 24/240 (Carded)



3194 - Plastic Hose End Cap Twin Pack

Pack: 50/300



Garden Hoses

Light Duty Garden Hoses:

3 Ply construction.
Solid Brass Fittings.
Cadmium and lead free materials
350 PSI burst pressure.
3 Year warranty.

Item #	Description	Pack
45825	5/8" x 25'	8
45850	5/8" x 50'	5
45875	5/8" x 75'	4
45900	5/8" x 100'	3



Medium Duty Garden Hoses:

4 Ply Construction.
Great flexibility & kink resistance.
Solid brass fittings.
FDA approved materials for safe drinking water.
Flow guard collar.
400 PSI burst pressure.
5 Year warranty.

Item #	Description	Pack
58025	5/8" x 25'	8
58050	5/8" x 50'	5
58075	5/8" x 75'	4
58100	5/8" x 100'	3
34050	3/4" x 50'	4
34075	3/4" x 75'	3
34100	3/4" x 100'	2



Contractor Hoses:

5 Ply construction.
Puncture resistant rubber/vinyl outer jacket.
Protective spring collar.
Crush proof brass fittings.
Cadmium and lead free materials.
Prime virgin materials.
575 PSI burst pressure.
Lifetime Warranty.

Item #	Description	Pack
75050	3/4" x 50'	4
75075	3/4" x 75'	3
75100	3/4" x 100'	2



Boat & Camper Hoses

Boat & Camper Hoses:

4 Ply construction (except for #61225 which is 3 ply).

Drinking water safe.

Solid nickel plated fittings.

Protective sleeve collar.

450 PSI burst pressure (except for #61225 which is 430).

Ideal for RV / Camper / Marine use.

7 Year Warranty (except for #61225 which is 5 years).

Item #	Description	Pack
61225	1/2" x 25'	8
65850	5/8" x 50'	5
65875	5/8" x 75'	4
65800	5/8" x 100'	3



Hose Accessories

PVC Hose Fittings:

Constructed of virgin PVC.

Solvent and threaded ends comply with ANSI B21

Pack: 50 (Bulk)

2850 - 3/4" FHT x 1/2" Slip Coupling

2851 - 3/4" FHT x 3/4" Slip Coupling

2852 - 3/4" MHT x 1/2" Slip Coupling

2853 - 3/4" MHT x 3/4" Slip Coupling

2854 - 1/2" MPT x 3/4" FHT Coupling

2855 - 3/4" MPT x 3/4" FHT Coupling

2856 - 1/2" MPT x 3/4" MHT Coupling

2857 - 3/4" MPT x 3/4" MHT Coupling

2858 - 3/4" FHT x 3/4" FPT Coupling

2859 - 3/4" FHT x 3/4" FHT Coupling



2850/2851 2852/2853 2854/2855 2856/2857 2858/2859

Brass Hose Fittings:

Manufactured from solid brass rods to provide precision machined threads.

Pack: 10/200 (Carded)

2880 - 3/4" FHT x 3/4" FPT - Swivel

2885 - 3/4" FHT x 1/2" FPT - Swivel

2887 - 3/4" FHT x 1/2" MPT - Nipple

2890 - 3/4" FHT x 3/4" FHT - Swivel

2892 - 3/4" MHT x 3/4" MPT - 1/2" FPT

2894 - 3/4" MHT x 1/2" MPT - Nipple

2896 - 3/4" MHT x 3/4" MHT - Nipple

2897 - 3/4" FHT End Cap NEW



2892-2896 2887 2885 2890 2897

Metal Hose Menders

Zinc and aluminum construction with stainless steel (#430) screws for non-corrosive performance.

Pack: 24/96

4060 - 5/8" to 3/4" Female Metal Coupling

4070 - 5/8" to 3/4" Male Metal Coupling

4080 - 5/8" to 3/4" Metal Hose Mender Kit



4060

4070

4080

Garden Hose Repair Couplings:

Pack: 20

3060 - 5/8" to 3/4" Female Nylon Coupling

3070 - 5/8" to 3/4" Male Nylon Coupling

3080 - 5/8" to 3/4" Nylon Hose Mender Kit



3060

3070

3080

Stainless Steel Hose Clamps:

Worm drive clamp grips firmly and uniformly. Zinc plated screw. Solid one piece housing.

Pack: 100/1000 (Bulk)

6004 - 7/32" to 5/8"

6006 - 7/16" to 25/32"

6008 - 1/2" to 29/32"

6010 - 9/16" to 11/16"

6012 - 11/16" to 1 1/4"

6016 - 13/16" to 1 1/2"

6020 - 13/16" to 1 3/4"

6024 - 11/16" to 2"

6028 - 15/16" to 2 1/4"

6032 - 19/16" to 2 1/2"

6036 - 113/16" to 2 3/4"

Pack: 50/500 (Bulk)

6040 - 21/16" to 3"

6048 - 29/16" to 3 1/2"

6056 - 31/16" to 4"

6064 - 39/16" to 4 1/2"

6072 - 41/16" to 5"



Impulse Sprinklers



7210 - Full/Part Circle
 $\frac{1}{2}$ " Male pipe thread connection.
 Anti-splash arm reduces backsplash.
 Includes the 5/32" Black nozzle.
 Pack: 50/200 (Bulk)



7249 - Zinc Full Circle Double Throw
 $\frac{1}{2}$ " Male pipe thread connection.
 Pack: 10/80

7220 - Promotional Full/Part Circle
 $\frac{1}{2}$ " Male pipe thread connection.
 Anti-splash arm reduces backsplash.
 Includes the 7/64" Blue nozzle.
 Pack: 24 (Bulk)



7250 - Brass Full Circle
 $\frac{1}{2}$ " Male pipe thread connection.
 Anti-splash arm reduces backsplash.
 Pack: 10/80 (Carded)


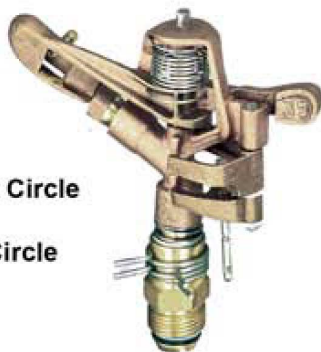


2301 - Spinner
 Covers up to 40' diameter.
 $\frac{1}{2}$ " female iron pipe inlet.
 Pack: 20/200 (Carded)

7270 - Zinc Full/Part Circle with Anti-splash Arm
 $\frac{1}{2}$ " Male pipe thread connection.
 Anti-splash arm reduces backsplash.
 Pack: 10 (Carded)



7285 - Brass 3/4" Full/Part Circle
 Pack: 10/40 (Bulk)
7290 - Brass 1" Full/Part Circle
 Pack: 10/40 (Bulk)



7275 - Brass Full/Part Circle
 $\frac{1}{2}$ " Male pipe thread connection.
 Anti-splash arm reduces backsplash.
 Pack: 10 (Carded)



Pop-Up Sprinklers

Professional Series Pop-Ups

The Professional Series pop-ups offer the quality and features required by irrigation professionals at popular prices. Available in 3" and 4" heights, the 7800 series has the following features:

- Corrosion resistant ABS body and piston construction.
- Coarse thread screw top prevents cross threading.
- Ratchet collar and easy grip cap allow easy direction adjustment after installation.
- ½" FIPT, full flow inlet and full water flow piston design allow for optimized water usage.
- Heavy stainless steel spring provides positive pop-downs.
- Flexible wiper seal and spring retainer prevent contamination.
- Built-in filter is easy to service from the top.
- Color coded pattern labels for quick identification.
- Features Toro interchangeable nozzles with stainless steel distance adjustment.

3" Pop-Ups - 7830 Series

Pack: 25

- 7830 Full Circle - 360°
- 7831 ½ Circle - 180°
- 7832 ¼ Circle - 90°



4" Pop-Ups - 7840 Series

Pack: 25

- 7840 Full Circle - 360°
- 7841 ½ Circle - 180°
- 7842 ¼ Circle - 90°



7329 - Impulse Pop-Up Sprinkler

Full or part circle adjustment for watering medium to large areas.

High impact ABS plastic construction with stainless steel parts.

Anti-splash arm prevents back splash.

Diffuser pin for distance adjustment.

½" female threaded side and bottom inlets.

Full 3" pop-up clearance.

Two nozzles included:

7/64" low gallonage

9/61" medium gallonage.

Sand resistant bearings.

Waters up to 40' radius.

Pack: 12 (Bulk)



Shrub & Flush Heads

Plastic Flush Heads with Plastic Nozzles

Durable plastic construction for both body and insert nozzle. Color coded nozzles assist in distinguishing between different patterns.

Pack: 100/1000 (Bulk)

- 8019 Body Only (no insert nozzle)
- 8020 Full Circle - 360°
- 8021 ½ Circle - 180°
- 8022 ¼ Circle - 90°
- 8023 ¾ Circle - 270°



Plastic Stem Pop-Ups with Brass Nozzles

Body constructed of durable plastic. Weight of the solid brass insert nozzle assures retraction.

Pack: 100 (Bulk)

- 8001 Full Circle - 360°
- 8002 ½ Circle - 180°
- 8003 ¼ Circle - 90°



Plastic Flush Head with Brass Nozzle

Durable plastic construction.

Solid brass insert nozzle.

Pack: 100/1000 (Bulk)

- 8030 Full Circle - 360°
- 8031 ½ Circle - 180°
- 8032 ¼ Circle - 90°
- 8033 ¾ Circle - 270°



Brass Nozzle Inserts

Pack: 100/1000

- 6160 Full Circle - 360°
- 6161 ½ Circle - 180°
- 6162 ¼ Circle - 90°
- 6163 Center Strip



Zone Valves

Indexing Valves:

One valve does it all. Eliminates the need for multiple solenoids and installations. Changes zones automatically by using water pressure. Easily expandable by removing the top, and changing the indexing cam. Made of non-corrosive high strength PVC.

Pack: 1/40

1" Indexing Valves For City Water Installations

9252 - 2 Zone
9253 - 3 Zone
9254 - 4 Zone
9255 - 5 Zone
9256 - 6 Zone
9257 - 7 Zone
9258 - 8 Zone



1¼" Indexing Valves For Pump Installations

9262 - 2 Zone
9263 - 3 Zone
9264 - 4 Zone
9265 - 5 Zone
9266 - 6 Zone



1½" Indexing Valves For Pump Installations

92692 - 2 Zone
92693 - 3 Zone
92694 - 4 Zone
92695 - 5 Zone
92696 - 6 Zone



Indexing Valve Parts

9216 - O-ring Kit for 1" & 1¼"
9217 - O-ring Kit for 1½"
9218 - Cam Cover
9220 - 2 Zone Cam
9221 - 3 Zone Cam
9222 - 4 Zone Cam
9223 - 5 Zone Cam
9224 - 6 Zone Cam
9237 - 1¼" Stem & Disc
9238 - 1½" Stem & Disc

Electric Solenoid Valves:

9164 - ¾" Electric Solenoid Valve (24 Volt)

9165 - 1" Electric Solenoid Valve (24 Volt)

Non-corrosive PVC construction.

Female pipe thread for in-line connection to water supply.

Safe low voltage design for above and below ground usage.

Pack: 6 (Box)



9170 - Replacement Solenoid (24 Volt)

Fits Aqua Tech, Orbit, Water Whiz, or Lawn Genie electric in-line or anti-siphon valves.

Pack: 10



9170



Risers

PVC Riser Nipples:

Molded schedule 80 PVC.

Male iron pipe thread.

Bulk pack.

Item #	IPS x Length	Pack
8949	1/2" x Close	250
8950	1/2" x 2"	200
8951	1/2" x 3"	150
8952	1/2" x 4"	100
8954	1/2" x 6"	150
8955	1/2" x 8"	50
8956	1/2" x 10"	25
8957	1/2" x 12"	35
8958	1/2" x 18"	25
8964	1/2" x 24"	10
8966	1/2" x 36"	10
8968	1/2" x 48"	10
8970	3/4" x Close	250
8972	3/4" x 2"	150
8991	1" x 2"	50



8949
Series

9019 - Poly Riser Coupling

1/2" Female iron pipe thread.

Pack: 50/1000 (Bulk)



Swing Joint Elbows

Heavy duty poly construction.

Allows free movement in any direction.

Item#	Desc.	Pack
9314	1/2"	50
9315	3/4"	20



Polyethylene Riser Nipples:

Molded polyethylene.

Male iron pipe thread.

Bulk pack.

Item #	IPS x Length	Pack
9001	1/2" x Close	100/1000
9002	1/2" x 2"	150
9003	1/2" x 3"	100
9004	1/2" x 4"	100
9005	1/2" x 5"	75
9006	1/2" x 6"	50/500
9007	1/2" x 1" Extender	200
9008	1/2" x 8"	50
9009	1/2" x 12" Cut-off	25
9012	1/2" x 12"	25
9013	1/2" x 1 1/2" Extender	100
9014	1/2" x 6" Cut-off	25/500
9017	1/2" x 3/4" Extender	100/1000



9001 Series



9007 & 9013



9009 & 9014



Plumbing Accessories

Flex Riser Fittings:

Molded high impact plastic.
Barbed insert requires no clamps.
Spiral allows twist in insertion into pipe.
Bulk packaging



Flex Riser Elbows

Item #	Size	Pack
9301	1/2" MPT x 1/2" Barb	50
9302	3/4" MPT x 1/2" Barb	50



Flex Riser Adapters

Item #	Size	Pack
9304	1/2" MPT x 1/2" Barb	50
9305	3/4" MPT x 1/2" Barb	50



Flex Riser Coupling

Item #	Size	Pack
9307	1/2" Barb x 1/2" Barb	50



Flex Riser Tees

Item #	Size	Pack
9308	1/2" Barb x 1/2" Barb x 1/2" Barb	50
9309	1/2" Barb x 1/2" Barb x 1/2" MPT	50
9310	1/2" Barb x 1/2" Barb x 3/4" MPT	50

Flex Riser Pipe


Item #	Size	Pack
9450	1/2" x 50'	1
9452	1/2" x 100'	1



Teflon Tape:

Seal threaded joints on metal or plastic pipe fittings. Pop-out spool. Mil-Spec - T27730A. Bulk packaging.

Item #	Size	Pack
8170	1/2" x 260"	100
8171	1/2" x 520"	100
8172	3/4" x 260"	100
8173	3/4" x 520"	100



8090 - Sprinkler Splash Shield

Pack: 24 (Bulk)



8177 - Adjustable Motor Cover

Fits all 1/2 HP to 2 HP outdoor electrical motors. Protects from damaging effects of sun, rain, and dust.
Pack: 12



PVC Pipe Cutters

8205 - 24" Cable Whiz

Cuts PVC up to 4". Used for cutting in tight areas like in ground pipe repairs.
Pack: 12/48

8206 - 36" Cable Whiz

Cuts PVC up to 4". Used for cutting in tight areas like in ground pipe repairs.
Pack: 12/48



8220 - 1" PVC Pipe Cutter

Cuts PVC from 1/2" to 1".
Pack: 12/48



Professional Cutters

Our professional series of pipe cutters feature thicker body walls and a solid jaw for extra strength and stability. A better ratchet guide allows complete cuts to be made even easier. The carbon steel blade is induction heated and finely ground for longer lasting sharpness.

8242 - 1 1/4" Professional PVC Pipe Cutter

Cuts PVC up to 1 1/4".

Pack: 5

8243 - Replacement blade for 8242

8244 - Spring Repair Kit for 8242



8265 - 2" Professional PVC Pipe Cutter

Cuts PVC up to 2".

Pack: 5/10

8266 - Repair kit for 8265

Includes blade, spring, and ratchet.



Ball & Check Valves

PVC Ball Valves:

Our PVC ball valves are constructed of quality materials using virgin schedule 80 PVC.

EPDM seats and seals. Rated up to 150 PSI at 72°F water temperature.

Full port flow opening and quarter turn operation for maximum efficiency. Fits schedule 40 and 80 pipe.

All ball valves are in bulk packs.

Solvent ends comply with ASTM D2466.

Item #	Size	Pack
9120	½"	150/300
9121	¾"	100/200
9122	1"	55/110
9123	1¼"	40/80
9124	1½"	25/50
9125	2"	15/30
9126	2½"	11/20
9127	3"	1/12
9128	4"	1/6
9129 (Grey)	6"	1 *NEW



Threaded ends comply with ANSI B2.1.

Item #	Size	Pack
9130	½"	150/300
9131	¾"	100/200
9132	1"	55/110
9133	1¼"	40/80
9134	1½"	25/50
9135	2"	15/30
9136	2½"	11/20
9137	3"	1/12
9138	4"	1/6



True Union Ball Valves:

Solvent ends: comply with ASTM D2466.

Schedule 80 PVC.

Rated up to 150 PSI at 72°F.

Fits both schedule 40 and 80 pipe.

Quarter turn operation.

Large flow opening.

Not for use with compressed air.

All ball valves are in bulk packs.

Item#	Color	Size	Pack
9090	White	½"	35/140
9091	White	¾"	20/80
9092	White	1"	16/64
9093	White	1¼"	10/40
9094	White	1½"	6/24
9095	White	2"	4/16
9096	Grey	2½"	1/2
9097	Grey	3"	1/2
9098	Grey	4"	1/2

PVC Check Valves:

Solvent ends: comply with ASTM D2466.

PVC poppet loaded on a stainless steel spring rated at ½ lb pressure. Neoprene seal for tight fit.

Valve rated up to 200 PSI at 73°F.

Not meant for use with compressed air.

All check valves are in bulk packs.

Item#	Size	Pack
9110S	½"	30/120
9111S	¾"	30/120
9112S	1"	16/64
9113S	1¼"	12/48
9114S	1½"	8/32
9115S	2"	4/16



Repair Couplings

Compression Couplings:

Non corrosive PVC construction.

Neoprene gasket inside compression ends.

Iron pipe sizes for plastic and metal pipe.

All couplings are in bulk packs.

Item #	IPS x Length	Pack
9035	½" IPS x 4"	20/160
9036	¾" IPS x 4"	18/144
9037	1" IPS x 4½"	12/96
9038	1¼" IPS x 5"	8/64
9039	1½" IPS x 5½"	6/48
9040	2" IPS x 6"	3/24
90402	2½" IPS x 10"	4
90403	3" IPS x 11"	1
90404	4" IPS x 11¼"	1



Slip PVC Expansion Couplings:

Heavy duty PVC construction.

Slide action easy installation in existing space to repair broken pipes, fittings, and valves.

Water tight connection using Buna O-rings.

All couplings are in bulk packs.

Item #	Size	Pack
9290	½"	1/148
9291	¾"	1/92
9292	1"	1/48
9293	1¼"	1/64
9294	1½"	1/64
9295	2"	1/36



Unions

PVC Unions:

Heavy duty, non-corrosive schedule 40 PVC body.
Can be used with both schedule 40 and 80 pipe.
EPDM O-rings for tight seals.
Threaded and solvent ends comply with ASTM D2466.
All Unions are in bulk packs.



Grey Unions:

Threaded

Item #	Size	Pack
9060	1/2"	1/320
9061	3/4"	1/189
9062	1"	1/126
9063	1 1/4"	1/60
9064	1 1/2"	1/48
9065	2"	1/24

Solvent

Item #	Size	Pack
9070	1/2"	1/320
9071	3/4"	1/189
9072	1"	1/126
9073	1 1/4"	1/60
9074	1 1/2"	1/48
9075	2"	1/24
9076	2 1/2"	1/12
9077	3"	1/12
9078	4"	1/4

White Unions:

Solvent

Item#	Size	Pack
9054	1/2"	1/320
9055	3/4"	1/189
9056	1"	1/126
9057	1 1/4"	1/60
9058	1 1/2"	1/48
9059	2"	1/24



Performance Tables

Plastic Impulse & Canister Pop Up

Nozzle Size	Pressure (psi)	Flow (gpm)	Radius (ft.)
2.9mm 7/64" Blue	20	1.75	38
	25	2.20	41
	30	2.50	41
	40	2.90	42
	50	3.20	42
	60	3.75	42
4.0mm 5/32" Black	20	3.00	38
	25	3.30	39
	30	3.70	41
	40	4.20	45
	50	4.60	45

Brass Impulse Sprinklers

Inlet Size	Pressure (psi)	Flow (gpm)	Radius (ft.)
1/2" Male 5/32" Nozzle	25	3.43	38
	30	3.78	39
	35	4.10	39
	40	4.40	40
	45	4.68	40
	50	4.95	41
3/4" Male 3/16" Nozzle	35	6.00	51
	40	6.40	52
	45	6.80	53
	50	7.20	54
	55	7.50	54
	60	7.80	55
	65	8.20	55
	70	8.50	56
1" Male 3/16" Nozzle	75	8.80	56
	80	9.10	57
	45	7.50	54
	50	7.80	55
	55	8.20	55
	60	8.50	56
	65	8.80	56
	70	9.10	57
	75	9.40	57
	80	9.70	58

Flush & Shrub Heads

Pattern	Pressure (psi)	Flow (gpm)	Radius (ft.)
Quarter 90°	10	0.9	10
	15	1.1	11
	20	1.2	12
	25	1.4	14
	30	1.6	14
	35	1.8	14
Half 180°	10	1.2	10
	15	1.4	11
	20	1.6	12
	25	1.8	14
	30	1.9	14
Full 360°	10	2.6	10
	15	2.9	11
	20	3.2	12
	25	3.5	14
	30	3.8	14
Three Quarter 270°	10	1.6	10
	15	1.8	11
	20	2.0	12
	25	2.3	14
	30	2.5	14

Pop-up Heads

Pattern	Pressure (psi)	Flow (gpm)	Radius (ft.)
Quarter 90°	15	0.40	10
	20	0.50	11
	25	0.55	11
	30	0.60	12
	35	0.70	13
	40	0.80	14
Half 180°	15	0.80	10
	20	1.00	11
	25	1.10	12
	30	1.20	13
	35	1.40	14
Full 360°	15	1.67	10
	20	1.90	11
	25	2.20	12
	30	2.40	13
	35	2.70	14
	40	3.00	14

Spinner

Pressure (psi)	Flow (gpm)	Diameter (ft.)
30	3.40	40
40	3.90	40
50	4.40	40

